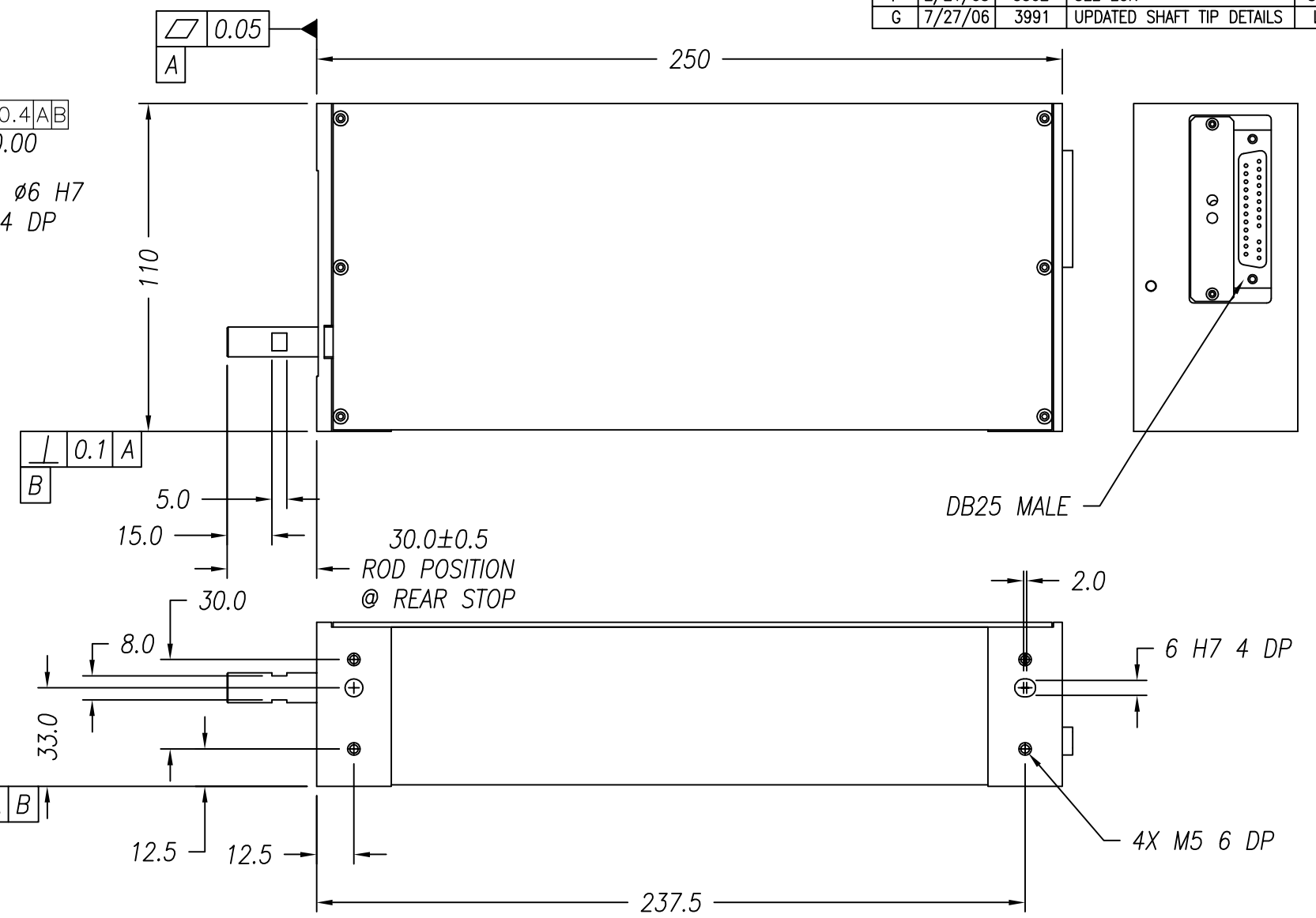
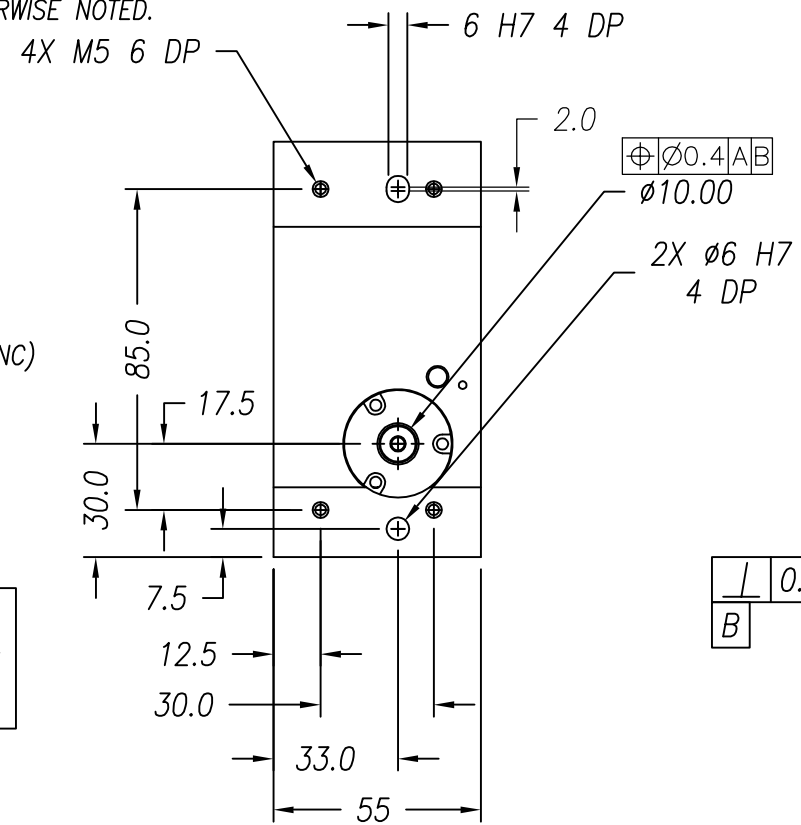


NOTES: (UNLESS OTHERWISE SPECIFIED)

- ALL DIMENSIONS ARE IN MILLIMETER UNLESS OTHERWISE NOTED.
- LINEAR SPECIFICATION:**
 LINEAR STROKE: 150.0 +1.0/-0 mm
 FORCE CONSTANT: 10.0 N/AMP
 PEAK FORCE: 13.0 N @ 1.3 AMPS (24 VDC)
 CONTINUOUS FORCE: 10.0N @ 1.0 AMPS (24 VDC)
 COIL DC RESISTANCE: 16.5 OHMS @ 22°C
 COIL INDUCTANCE: 4.3 mH @ 1 kHz
 ENCODER RESOLUTION: 0.5, 1, 5 MICROMETER (NC)
 ENCODER ACCURACY: ±4 Counts
- MOVING MASS: 400 GRAMS
- TOTAL MASS: 4650 GRAMS
- OPERATING TEMPERATURE: -10°C TO +65°C

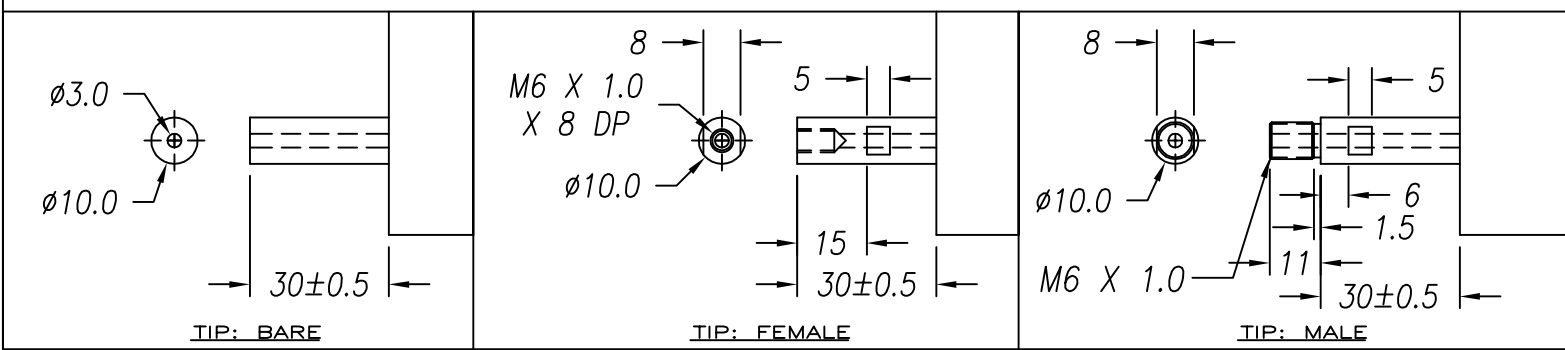
SIGNATURE NEEDED FOR ORDER APPROVAL
 SIGN _____ DATE _____
 APPROVAL NOT RECEIVED WITHIN
 48 HOURS MAY AFFECT DELIVERY

REVISIONS				
REV	DATE	ECN	DESCRIPTION	APP
F	2/21/05	3502	SEE ECN	SMH
G	7/27/06	3991	UPDATED SHAFT TIP DETAILS	LR



DB-25P PINOUT

1	+5VDC	14	LINEAR PHASE A+
2	+5V RETURN	15	NO CONNECTION
3	NO CONNECTION	16	LINEAR PHASE B+
4	LINEAR PHASE A-	17	NO CONNECTION
5	NC	18	LINEAR INDEX +
6	NC	19	COIL -
7	COIL +	20	COIL -
8	COIL +	21	NO CONNECTION
9	LINEAR PHASE B-	22	NO CONNECTION
10	NO CONNECTION	23	LINEAR INDEX -
11	NC	24	NO CONNECTION
12	NC	25	NO CONNECTION
13	NO CONNECTION		



TOLERANCES ARE: X. ± 0.50 X.X ± 0.1 X.XX ± 0.05 X.XXX ± ANGULARITY ± 0.1° CONCENTRIC ± 0.01 ROUNDNESS ± 0.05 EDGE BREAK 0.2 MAX CHAMFER 0.2 MAX	MATERIAL: ALUMINUM 6061-T6	SMAC		REF. NUMBER LAL55-150-5	
	HEAT TREAT: _____/_____ RC _____ DEEP	DESIGNED BY: TOAN VU	DATE: 09/09/02	CHECKED BY:	DATE:
MACHINE FINISH: 3.2/	EXCEPT NOTED.	DRAWN BY: L. RAKOW	DATE: 7/27/06	APPROVED BY:	SHEET NUMBER: 1 of 1
PROTECTIVE FINISH ELECTROLESS NICKEL	SCALE: NONE DO NOT SCALE DWG	DWG SIZE: B	PART NUMBER: LAL55-150-5	REVISION: G	
FILE NAME: LAL55-150-5_G	SPEC. NUMBER:				