



GEEPLUS

Push Pull Solenoid size 870

Device drawn in energised condition

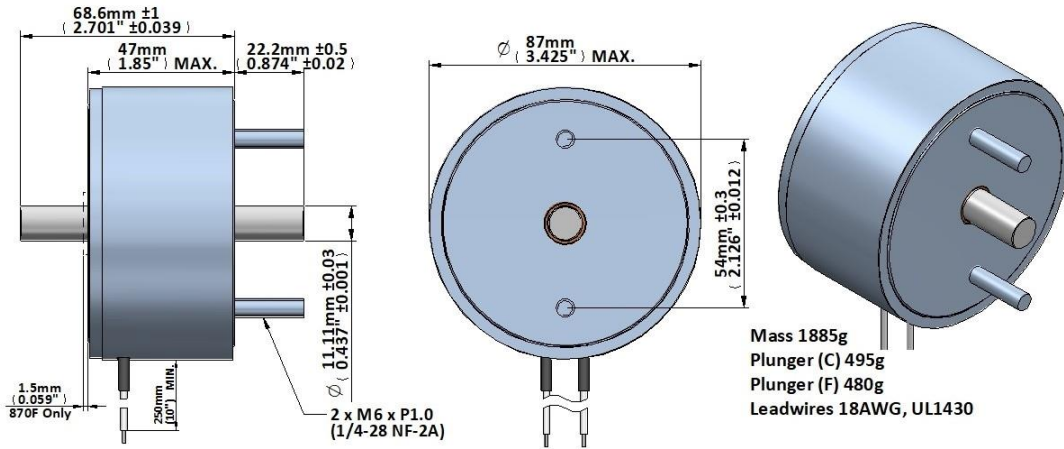
plunger options: conical (870C) / flat (870F)

Life Expectancy (cycles): >2M (-P), >10M (-PE)

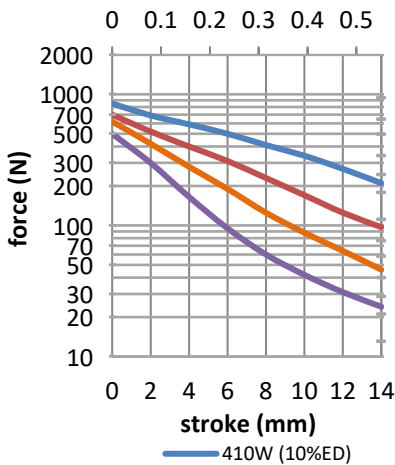
Available mechanical options:

M: metric thread

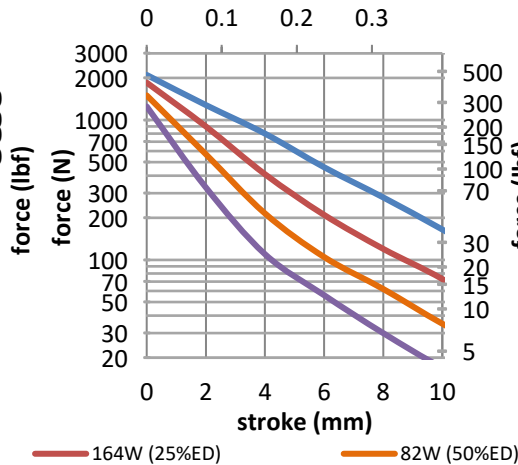
F: SAE thread



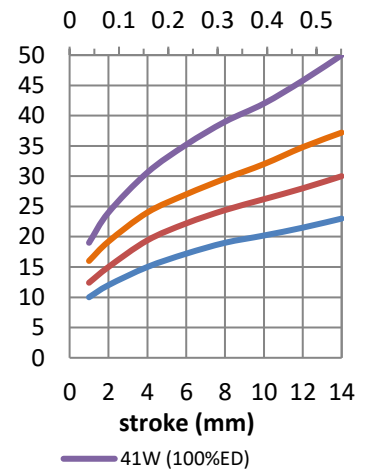
force / stroke 870C
stroke (inch)



force / stroke 870F
stroke (inch)



response time 870C
stroke (inch)



Data at 20°C, device connected to heatsink 520x520x3mm aluminum

duty cycle = $\frac{\text{"on" time}}{\text{"on" time} + \text{"off" time}} \times 100\%$		100% cont.	50% or less	25% or less	10% or less	
Max. "on" time in seconds		∞	72	43	20	
watts at 20°C		41	82	164	410	
ampere-turns at 20°		1910	2750	3810	5950	
AWG no.	resistance	number of turns	volts DC			
	Ω±10% (at 20°C)					
18	1.47	368	7.6	11	15	24
19	2.30	459	9.6	14	19	30
20	3.64	580	12	17	24	37
21	5.57	704	15	22	30	47
22	9.50	936	19	28	39	60
23	14.3	1134	24	35	48	75
24	23.3	1456	30	44	61	95
25	37.1	1836	39	56	77	120
26	58.6	2300	49	70	97	152
27	89.8	2816	61	88	121	189
28	139	3456	76	111	153	239
29	227	4480	98	138	193	300
30	376	5792	124	177	248	387
31	515	6600	148	212	297	-
32	785	7850	188	275	385	-
33	1130	9050	237	339	-	-

Insulation Resistance >100MΩ, 500VDC Megger
Class E (120°C) insulation class

Dielectric Strength 1000VAC, 50/60Hz, 1 minute

Geeplus reserves the right to change specifications without notice

www.geeplus.com